

HICON - sodium iodide I 131 solution

Jubilant DraxImage Inc., dba Jubilant Radiopharma

HIGHLIGHTS OF PRESCRIBING INFORMATION

These highlights do not include all the information needed to use HICON[®] safely and effectively. See full prescribing information for HICON[®].

HICON[®] (for the preparation of sodium iodide I 131 solution or sodium iodide I 131 capsules), therapeutic, for oral use.

Initial U.S. Approval: 1971

RECENT MAJOR CHANGES

Dosage and Administration (2)	06/2021
Contraindications (4)	06/2021
Warnings and Precautions (5)	06/2021

INDICATIONS AND USAGE

HICON[®] is a radioactive therapeutic agent indicated for the treatment of hyperthyroidism and selected cases of carcinoma of the thyroid. (1)

DOSAGE AND ADMINISTRATION

- The concentrated sodium iodide I 131 solution USP provided with HICON[®] must be diluted. (2.2)
- See Full Prescribing Information for important administration instructions and dilution and preparation instructions for sodium iodide I 131 capsules or oral solution. (2.2, 2.4)
- The recommended dose is based on the thyroid gland uptake as well as the size of the gland:
 - Treatment of Hyperthyroidism: Recommended dosage is 148 MBq to 370 MBq (4 mCi to 10 mCi). (2.3)
 - Treatment of Thyroid Carcinoma: Recommended dosage is 1,110 MBq to 3,700 MBq (30 mCi to 100 mCi). (2.3)

DOSAGE FORMS AND STRENGTHS

Vials: Sodium Iodide I 131 Solution [9,250 MBq (250 mCi), 18,500 MBq (500 mCi), and 37,000 MBq (1,000 mCi) at time of calibration] for the preparation of sodium iodide I 131 capsules, therapeutic or sodium iodide I 131 solution, therapeutic. (3)

CONTRAINDICATIONS

- Patients with vomiting and diarrhea. (4)
- Patients with thyroid malignancies shown to have no iodide uptake. (4)
- Patients receiving concurrent anti-thyroid therapy. (4)
- Pregnancy. (4)
- Lactation. (4)

WARNINGS AND PRECAUTIONS

- Radiation-induced thyroiditis may cause or worsen hyperthyroidism. Consider pre-treatment with anti-thyroid medications. (5.1)
- Multiple non-thyroid radiation toxicities, including hematopoietic suppression: Individualize dose and monitor for toxicity. (5.2)
- Embryo-Fetal toxicity: May cause severe and irreversible hypothyroidism in the neonate. Verify pregnancy status in females of reproductive potential prior to initiating treatment. Females and males of reproductive potential should use effective contraception. (5.4, 8.1, 8.3)
- Radiation exposure to breast tissue with lactation: Sodium iodide I 131 concentrates in the breast of lactating women. Discontinue breast feeding at least 6 weeks prior to therapy. (5.5, 8.2)

ADVERSE REACTIONS

Common adverse reactions reported with therapeutic doses of sodium iodide I 131 include local swelling, radiation sickness, sialadenitis, salivary gland dysfunction, bone marrow depression, lacrimal gland dysfunction, hypothyroidism, hyperthyroidism, thyrotoxic crisis. (6)

To report SUSPECTED ADVERSE REACTIONS, contact Jubilant DraxImage Inc., dba Jubilant RadiopharmaTM at 1-888-633-5343 or FDA at 1-800-FDA-1088 or www.fda.gov/medwatch.

DRUG INTERACTIONS

Many pharmacologic agents are known to interact with radioiodide. See Full Prescribing Information complete list. (5.8, 7)

-----**USE IN SPECIFIC POPULATIONS**-----

- Pregnancy. (4)
- Lactation. (4)
- Females and Males of Reproductive Potential: May impair fertility in females and males. (5.6, 8.3)

See 17 for PATIENT COUNSELING INFORMATION.

Revised: 11/2021

FULL PRESCRIBING INFORMATION: CONTENTS*

1 INDICATIONS AND USAGE

2 DOSAGE AND ADMINISTRATION

- 2.1 Radiation Safety
- 2.2 Important Administration Instructions
- 2.3 Recommended Dosage and Administration
- 2.4 Dilution and Preparation Instructions
- 2.5 Radiation Dosimetry

3 DOSAGE FORMS AND STRENGTHS

4 CONTRAINDICATIONS

5 WARNINGS AND PRECAUTIONS

- 5.1 Radiation-induced Thyroiditis
- 5.2 Radiation-induced Toxicities
- 5.3 Hypersensitivity Reactions
- 5.4 Embryo-Fetal Toxicity
- 5.5 Increased Radiation Exposure to Breast Tissue with Lactation
- 5.6 Transient Infertility
- 5.7 Radiation Exposure to Other Individuals
- 5.8 Risk of Decreased Effectiveness of Therapy

6 ADVERSE REACTIONS

- 6.1 Postmarketing Experience

7 DRUG INTERACTIONS

8 USE IN SPECIFIC POPULATIONS

- 8.1 Pregnancy
- 8.2 Lactation
- 8.3 Female and Males of Reproductive Potential
- 8.4 Pediatric Use
- 8.5 Geriatric Use
- 8.6 Renal Impairment

10 OVERDOSAGE

11 DESCRIPTION

- 11.1 Chemical Characteristics
- 11.2 Physical Characteristics
- 11.3 External Radiation

12 CLINICAL PHARMACOLOGY

- 12.1 Mechanism of Action
- 12.2 Pharmacodynamics
- 12.3 Pharmacokinetics

16 HOW SUPPLIED/STORAGE AND HANDLING

16.1 How Supplied

16.2 Storage and Handling

17 PATIENT COUNSELING INFORMATION

* Sections or subsections omitted from the full prescribing information are not listed.

FULL PRESCRIBING INFORMATION

1 INDICATIONS AND USAGE

HICON[®] is indicated for the treatment of hyperthyroidism and selected cases of thyroid carcinoma.

2 DOSAGE AND ADMINISTRATION

2.1 Radiation Safety

- HICON[®] is a radioactive drug. Handle with appropriate safety measures to minimize radiation exposure to the patient and healthcare workers [*see Warnings and Precautions (5.7)*]:
 - Use only by, or under the direction of, physicians who are qualified by specific training and experience in the safe use and handling of radioactive materials, and whose experience and training have been approved by the appropriate governmental agency authorized to license the use of radiopharmaceuticals.
 - Use waterproof gloves when handling and administering the product.
 - Maintain adequate shielding during the life of the product.
 - Measure patient dose with a suitable radioactivity calibration system immediately prior to administration.

2.2 Important Administration Instructions

- Do not directly administer the concentrated sodium iodide I 131 solution USP provided with HICON[®] to patients. The concentrated sodium iodide I 131 solution USP must be diluted and prepared prior to administration [*see Dosage and Administration (2.4)*].
- Obtain a pregnancy test in females of reproductive potential prior to administration to verify the absence of pregnancy [*see Contraindications (4) and Use in Specific Populations (8.1, 8.3)*].
- Instruct patients to fast at least 2 hours before and 2 hours after administration to ensure absorption.
- Instruct patients to hydrate before and after administration of sodium iodide I 131 and to void frequently to enhance urinary elimination of the radioiodide that is not absorbed by the thyroid gland [*see Warnings and Precautions (5.2)*].
- Instruct patients to maintain a low-iodide diet two weeks prior to radioiodide administration and continue for several days during the uptake or imaging process [*see Warnings and Precautions (5.8) and Drug Interactions (7)*].
- Instruct patients to discontinue the anti-thyroid therapy three days before administration of sodium iodide I 131 [*see Warnings and Precautions (5.8) and Drug*

Interactions (7)].

- For patients with a history of renal impairment, evaluate renal function for therapeutic planning and consider dosimetry [see *Use in Specific Populations (8.6)*].
- Obtain a complete blood count within one month of therapy. If patients show leukopenia or thrombocytopenia, dosimetry should be used to determine a safe sodium iodide I 131 activity, while delivering less than 2 Gy to the bone marrow [see *Warnings and Precautions (5.2)*].

2.3 Recommended Dosage and Administration

Individualization of Therapy

The recommended dose for orally administered sodium iodide I 131 capsules or solution is based on the thyroid gland uptake as well as the size of the gland. Thyroidal uptake and size should be determined by the physician prior to treatment and may be useful in calculating the therapeutic dose to be administered to the individual patient.

Treatment of Hyperthyroidism

The recommended dose is 148 MBq to 370 MBq (4 mCi to 10 mCi) administered orally. Toxic nodular goiter may require a larger dose.

Treatment of Thyroid Carcinoma

The recommended dose is 1,100 MBq to 3,700 MBq (30 mCi to 100 mCi) administered orally. For subsequent ablation of metastases, the recommended dose is 3,700 MBq to 7,400 MBq (100 mCi to 200 mCi) administered orally.

2.4 Dilution and Preparation Instructions

Drug Handling

1. Wear waterproof gloves throughout the entire handling and administration procedure.
2. Make all transfers of radioactive solutions with an adequately shielded syringe or remote handling equipment and maintain adequate shielding around the vial during the useful life of the radioactive product.

Preparation of Dilute Sodium Iodide I 131 Solution

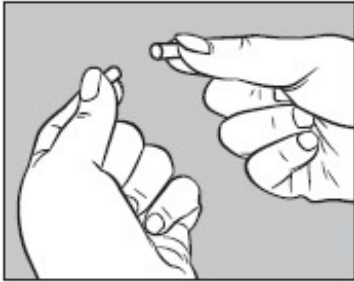
1. Using the calibration date and radionuclide concentration on the label of the product vial, calculate the required volume to produce the necessary dose in MBq or mCi.
2. Using a shielded syringe, remove the required volume.
3. Using the shielded syringe, transfer the required volume to a suitably shielded receiving vial.
4. Add the solution diluent to the receiving vial to produce a final dose of the desired volume.
5. The recommended diluent is Purified Water USP containing 0.2% sodium thiosulfate USP as a reducing agent. Acidic diluents should not be used as they may cause the pH to drop below 7.5 and stimulate the volatilization of Iodine I 131 hydriodic acid.
6. Present the dose in a shielded container for administration to the patient with a straw.

Preparation of Sodium Iodide I 131 Capsules

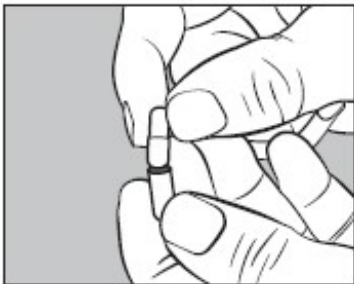
1. HICON[®] includes one **LARGE** gelatin capsule and one **SMALL** gelatin capsule for each dose prepared. Each **LARGE** capsule is empty, and each **SMALL** capsule contains approximately 300 mg of dibasic sodium phosphate anhydrous USP as the

absorbing buffer.

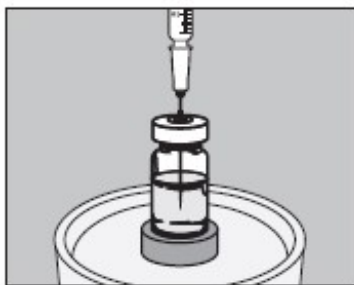
- Using the calibration date and radionuclide concentration on the label of the product vial, calculate the required volume to produce the necessary dose in MBq or mCi.
- Open one **LARGE** capsule supplied with HICON[®] by pulling apart the capsule into two pieces as illustrated below:



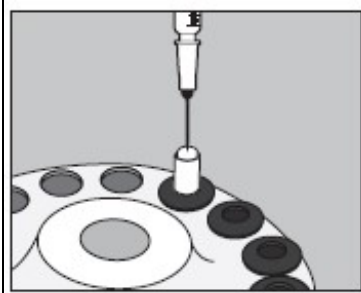
- Insert an unopened **SMALL** capsule supplied with HICON[®] into the bottom half of the empty **LARGE** capsule as illustrated below:




- With an appropriate syringe, withdraw the required volume of sodium iodide I 131 solution USP (maximum 150 microliters) from the vial as illustrated below:



- Inject into the center of the **SMALL** capsule through the top as illustrated below and wait for 30 seconds to allow the solution to be absorbed by the absorbing buffer:



7. Slip the upper half of the **LARGE** capsule over the bottom half to completely cover the **SMALL** capsule and push down gently until locked as illustrated below:



8. Measure the patient dose in a suitable radioactivity calibration system immediately prior to administration.
9. Prepared capsules may be stored in a suitable polypropylene container and placed inside a lead pot until use, within seven days.

2.5 Radiation Dosimetry

- The biokinetic modeling and radiation dose distributions associated with thyroid uptake of iodide I 131 depend on dietary intake of stable iodide and presume normal production of thyroid hormone. Table 1 shows a range of uptake percentages in an average adult (73.7 kg reference model). Table 1 is not intended to be used for treatment planning.
- For a thyroid blocked from iodide uptake in the production of hormones, the effective half-life of iodide I 131 is approximately 1.4 hours; for “low” to “high” uptake, the effective half-life of I 131 ranges from approximately 80 hours to 90 hours.

Table 1* Absorbed dose per unit activity sodium iodide I 131 administered orally (mGy/MBq) in adult (73.7 kg reference model)

Organ	Thyroid uptake of I 131 (% administered activity A_0) 24 h after oral administration			
	Blocked thyroid (0% A_0)	Low uptake† (16% A_0)	Medium uptake† (26% A_0)	High uptake† (36% A_0)
Adrenals	0.044	0.051	0.055	0.059

Bone surfaces	0.03	0.089	0.12	0.16
Brain	0.021	0.093	0.13	0.17
Breast	0.02	0.038	0.048	0.058
Gallbladder wall	0.037	0.043	0.046	0.049
Gastrointestinal tract				
Esophagus	0.024	0.1	0.14	0.19
Stomach wall	0.87	0.77	0.71	0.66
Small intestine wall	0.035	0.033	0.032	0.032
Colon wall	0.14	0.14	0.14	0.14
(Upper large intestine wall)	0.12	0.12	0.12	0.12
(Lower large intestine wall)	0.17	0.17	0.17	0.16
Heart wall	0.062	0.089	0.1	0.12
Kidneys	0.27	0.27	0.27	0.27
Liver	0.05	0.093	0.12	0.14
Lungs	0.053	0.1	0.13	0.15
Muscles	0.026	0.084	0.12	0.15
Ovaries	0.038	0.037	0.036	0.035
Pancreas	0.06	0.064	0.066	0.068
Red marrow	0.031	0.072	0.095	0.12
Salivary glands	0.27	0.22	0.19	0.16
Skin	0.019	0.043	0.057	0.071
Spleen	0.064	0.069	0.072	0.075
Testes	0.025	0.024	0.023	0.22
Thymus	0.024	0.1	0.14	0.19
Thyroid	2.2	280 [‡]	430 [‡]	580 [‡]
Urinary bladder wall	0.54	0.45	0.39	0.34
Uterus	0.045	0.042	0.04	0.038
Remaining organs	0.029	0.084	0.11	0.15
Effective dose per administered activity (mSv/MBq)	0.28	14 [‡]	22 [‡]	29 [‡]

* Table 1 is not intended for treatment planning.

† These columns are not applicable to estimate organ or effective doses in patients following thyroidectomy. In patients with thyroid cancer following thyroidectomy, organ and effective doses can be estimated from the "blocked"-thyroid-uptake values.

‡ These values presume unimpeded production of thyroid hormone and may not be applicable to estimate thyroid dose and effective dose in patients who have had previous treatment with I 131 for hyperthyroidism.

3 DOSAGE FORMS AND STRENGTHS

HICON[®] is available in 1 mL size, clear vials containing a colorless, aqueous, concentrated Sodium Iodide I 131 Solution USP [9,250 MBq (250 mCi), 18,500 MBq (500 mCi), and 37,000 MBq (1,000 mCi) at time of calibration] for the preparation of sodium iodide I 131 capsules, therapeutic or sodium iodide I 131 solution, therapeutic. Refer to Table 2 for the radioactivity and volume in each vial. Large gelatin capsules (empty) and small gelatin capsules containing approximately 300 mg of dibasic sodium phosphate anhydrous as the absorbing buffer are supplied along with HICON[®] for the preparation of sodium iodide I 131 capsules, therapeutic.

Table 2 HICON[®] Concentrated Sodium Iodide I 131 Solution USP

Total Radioactivity* / Vial	Solution Volume (mL) / Vial
9,250 MBq (250 mCi)	0.25
18,500 MBq (500 mCi)	0.5
37,000 MBq (1,000 mCi)	1

* At time of calibration

4 CONTRAINDICATIONS

HICON[®] is contraindicated in:

- Patients with vomiting and diarrhea [see *Warnings and Precautions (5.7)*].
- Patients with thyroid malignancies shown to have no iodide uptake, which include the majority of medullary or anaplastic carcinomas.
- Patients receiving concurrent anti-thyroid therapy [see *Warnings and Precautions (5.1) and Drug Interactions (7)*].
- Pregnancy [see *Warnings and Precautions (5.4), Use in Specific Populations (8.1)*].
- Lactation [see *Warnings and Precautions (5.5), Use in Specific Populations (8.2)*].

5 WARNINGS AND PRECAUTIONS

5.1 Radiation-induced Thyroiditis

Sodium iodide I 131 may cause thyroiditis with gland enlargement and release of thyroid hormone, which may cause or aggravate hyperthyroidism, thyroid storm and thyrotoxic cardiac disease [see *Adverse Reactions (6)*]. When treating hyperthyroidism, consider pre-treatment anti-thyroid medication to help deplete the thyroid hormone content within the gland. Discontinue the anti-thyroid medication at least three days before administration of sodium iodide I 131 [see *Drug Interactions (7)*]. Consider a beta-blocker pre or post-treatment to minimize the risk of hyperthyroidism and thyroid storm.

Thyroiditis may cause gland enlargement resulting in tenderness and swelling of the neck, pain on swallowing, sore throat, and cough; which may occur approximately the third day after sodium iodide I 131 administration. Consider management with pain-reliever or anti-inflammatory medications.

5.2 Radiation-induced Toxicities

Sodium Iodide I 131 may cause radiation induced toxicities [see *Adverse Reactions (6)*]:

- Dose-dependent fatalities (bone marrow suppression, malignancy).
- Dose-dependent hematopoietic suppression which manifests as a transient thrombocytopenia or neutropenia 3 to 5 weeks following sodium iodide I 131 administrations, may lead to increased susceptibility to infections or bleeding.
- Salivary gland toxicity: sialadenitis, xerostomia.
- Lacrimal gland toxicity: conjunctivitis, xerophthalmia, and epiphora.
- Increased risk of developing new solid tumors and leukemias.

Obtain a complete blood count within one month of therapy. If patients show leukopenia or thrombocytopenia, dosimetry should be used to determine a safe sodium iodide I 131 activity, while delivering less than 2 Gy to the bone marrow.

Advise good hydration for one week following sodium iodide I 131 administration and stimulate salivary flow via a sialagogue (e.g. sugar-free candy or gum, pilocarpine, and ascorbic acid) to reduce radiation exposure to the salivary glands.

Advise patients to void frequently after administration of radioiodide to enhance excretion.

5.3 Hypersensitivity Reactions

Hypersensitivity reactions including anaphylaxis may occur in patients who receive sodium iodide I 131. Although iodide is not considered an allergen, hypersensitivity reactions may occur in relation with excipients or chemical component of the capsule, such as sodium thiosulfate. Obtain and document an allergy history, particularly a sulfite allergy. Emergency resuscitation equipment and personnel should be immediately available [see *Adverse Reactions (6)*].

5.4 Embryo-Fetal Toxicity

HICON[®] is contraindicated in pregnancy because sodium iodide I 131 crosses the placenta and fetal exposure can lead to neonatal hypothyroidism. Multiple reports in the published literature describe hypothyroidism in the neonates following in utero exposure to sodium iodide I 131. Some cases of neonatal hypothyroidism were severe and irreversible. Verify pregnancy status of females of reproductive potential prior to initiating HICON[®] treatment. Advise females and males of reproductive potential to use effective contraception during treatment with HICON[®] and for at least 6 months after the last dose [see *Use in Specific Populations (8.1, 8.3)*].

5.5 Increased Radiation Exposure to Breast Tissue with Lactation

HICON[®] is contraindicated in lactating women because sodium iodide I 131 concentrates in the breast via the increased expression of the sodium iodide symporter in breast tissue with lactation. The literature describes moderate to marked radioiodine uptake in the breast tissue for 5 to 32 weeks post cessation of breast feeding. Advise lactating women to discontinue breast feeding at least 6 weeks prior to administration of sodium iodide I 131 to allow sufficient time for involution to occur and to avoid excess concentration of sodium iodide I 131 in breast tissue. Consider administration of drugs to suppress lactation. Consider diagnostic scintigraphy before administration of sodium iodide I 131 to assess the persistence of uptake by breast tissue. If sodium iodide I 131

is administered in the postpartum period, the lactating mother should not breastfeed the infant [see *Use in Specific Populations (8.2)*].

5.6 Transient Infertility

Transient dose-related impairment of testicular function in men and transient ovarian insufficiency in women has been reported after sodium iodide I 131 therapy. Sperm banking for men may be considered prior to administration of HICON[®] for thyroid carcinoma [see *Use in Specific Populations (8.3)*].

5.7 Radiation Exposure to Other Individuals

Household Contacts

Instruct patients to follow radiation safety precautions after receiving HICON[®] to minimize the radiation contamination of other persons or the environment. Patients should avoid close contact with others, especially pregnant women and children, and take care to avoid contamination of other persons or the environment with body fluids.

Patients and Healthcare Providers

HICON[®] contributes to a patient's overall long-term cumulative radiation exposure, which is associated with an increased risk of cancer. Follow safe handling and administration to minimize radiation exposure to the patient and healthcare providers.

5.8 Risk of Decreased Effectiveness of Therapy

Certain food or drugs may alter the thyroid uptake of sodium iodide I 131 and diminish its effectiveness. Recent intake of stable iodide in any form, or the use of thyroid or anti-thyroid drugs may diminish thyroid uptake of sodium iodide I 131 [see *Drug Interactions (7)*].

6 ADVERSE REACTIONS

The following clinically significant adverse reactions are described below and elsewhere in labeling:

- Radiation-induced Thyroiditis [see *Warnings and Precautions (5.1)*].
- Radiation-induced Toxicities [see *Warnings and Precautions (5.2)*].
- Hypersensitivity Reactions [see *Warnings and Precautions (5.3)*].
- Embryo-Fetal Toxicity [see *Warnings and Precautions (5.4), Use in Specific Populations (8.1)*].
- Increased Radiation Exposure to Breast Tissue with Lactation [see *Warnings and Precautions (5.5), Use in Specific Populations (8.2)*].
- Transient Infertility [see *Warnings and Precautions (5.6), Use in Specific Populations (8.3)*].
- Radiation Exposure to Other Individuals [see *Warnings and Precautions (5.7)*].
- Risk of Decreased Effectiveness of Therapy [see *Warnings and Precautions (5.8)*].

6.1 Postmarketing Experience

The following adverse reactions have been reported during post-approval use of sodium iodide I 131 (Table 3). Because these reactions are reported voluntarily from a population of uncertain size, it is not always possible to reliably estimate their frequency or establish a causal relationship to drug exposure.

Table 3 Postmarket Adverse Reactions by System Organ Class

System Organ Class*	Symptoms*
Cardiac disorders	Chest pain, tachycardia
Congenital, familial and genetic disorders	Chromosomal abnormalities, congenital hypothyroidism
Endocrine disorders	Hyperthyroidism, hypoparathyroidism, hypothyroidism, thyrotoxic crisis
Eye disorders	Lacrimal gland dysfunction
Gastrointestinal disorders	Gastritis, nausea, salivary gland dysfunction, sialadenitis, vomiting
General disorders and administration site conditions	Local swelling of thyroid or sites of iodide avid tumor
Hematologic and lymphatic disorders including fatalities	Anemia, blood dyscrasia, bone marrow depression, leukopenia, thrombocytopenia
Immune system disorders	Bronchospasm
Neoplasms benign, malignant and unspecified (including cysts and polyps)	Acute leukemia, solid cancer
Nervous system disorders	†Cerebral edema, headache
Respiratory, thoracic and mediastinal disorders	‡Pulmonary fibrosis, ‡radiation pneumonitis
Skin and subcutaneous tissue disorders	Hives, itching, rash

* In alphabetical order

† In patients with iodide-avid brain metastases

‡ In patients with iodide-avid lung metastases

7 DRUG INTERACTIONS

- Concomitant use of bone marrow depressants may enhance the depression of the hematopoietic system caused by the use of large doses of sodium iodide I 131 [see *Warnings and Precautions (5.2)*].
- Many drugs and iodide-containing foods interfere with the accumulation of radioiodide by the thyroid. Review the patient's history, current medications, and recent diagnostic tests prior to the administration of sodium iodide I 131 [see *Warnings and Precautions (5.8)*].
- Advise patients to maintain a low-iodide diet two weeks prior to radioiodide administration and continue for several days during the uptake or imaging process and to discontinue taking the following products before they undergo the procedure as shown in Table 4.

Table 4 Pharmaceuticals / OTCs / Agents Blocking Radioiodine

Uptake

Type of Medication	Recommended time of withdrawal
Thionamide medications (e.g., propylthiouracil, methimazole, carbimazole)	3 days
Multivitamins containing iodide	10 days
<u>Natural or synthetic thyroid hormones</u> triiodothyronine thyroxine	2 weeks 4 weeks
Iodide-containing foods: iodized salt, dairy products, egg yolks, seafood, turkey and liver	2 weeks
Kelp, agar, carrageenan, Lugol solution	3 weeks
Saturated solution of potassium iodide	3 weeks
Topical iodide (e.g., surgical skin preparation)	3 weeks
<u>Intravenous radiographic contrast agents</u> Water soluble Lipophilic	2 months 6 months
Amiodarone	6 months

8 USE IN SPECIFIC POPULATIONS

8.1 Pregnancy

Risk Summary

HICON[®] is contraindicated in pregnancy because fetal exposure can lead to neonatal hypothyroidism, which in some cases is severe and irreversible [See *Warnings and Precautions (5.4)*]. Data from the published literature describe reports of neonatal thyroid abnormalities after fetal exposure; including agenesis of the thyroid and hypothyroidism (see *Clinical Considerations, Data*). No animal reproductive studies have been conducted.

Clinical Considerations

Fetal/ Neonatal Adverse Reactions

A fetus exposed to sodium iodide I 131 can develop neonatal hypothyroidism. Delay in diagnosis of neonatal hypothyroidism after exposure to sodium iodide I 131 in utero can result in severe sequelae such as cognitive impairment and delayed bone age. Monitor thyroid function in any infant born after in utero exposure to sodium iodide I 131.

Data

Human Data

Sodium iodide I 131 crosses the placenta and the fetal thyroid begins to concentrate iodide during the 10th to 12th week of gestation. In literature reports of maternal exposures to sodium iodide I 131 at doses of 333 MBq to 8,325 MBq (9 mCi to 225 mCi) during 4 to 26 weeks gestational age, the most common adverse outcomes were hypothyroid infants and children.

8.2 Lactation

Risk Summary

HICON[®] is contraindicated during lactation because I 131 concentrates in the breast during lactation via the increased expression of the sodium iodide symporter in breast tissue and can lead to hypothyroidism in the infant through breastfeeding. If sodium iodide I 131 is administered postpartum, breastfeeding should not be restarted for the remainder of the postpartum period. In addition, to minimize the absorbed radiation dose to the breast tissue, breastfeeding and breast-pumping should be discontinued for at least 6 weeks before administration of sodium iodide I 131 [see *Data and Warnings and Precautions (5.5)*].

Infants exposed to sodium iodide I 131 through breast milk are at risk for development of hypothyroidism because sodium iodide I 131 is distributed into breast milk and may reach concentrations equal to or greater than concentrations in maternal plasma (see *Data*).

Data

Published literature describes sodium iodide I 131 transfer into breast milk and uptake by the thyroid of the breastfed infant. The amount of sodium iodide I 131 detected in the breast milk at 36 to 48 hours after administration is 1% to 27% of the injected dose (with injected doses between 1.1 MBq (0,0297 mCi) to 5,143 MBq (139 mCi)).

8.3 Female and Males of Reproductive Potential

HICON[®] is contraindicated in pregnancy because of the risk of fetal hypothyroidism [see *Warnings and Precautions (5.4) and Use in Specific Populations (8.1)*].

Pregnancy Testing

Obtain a pregnancy test in females of reproductive potential and verify the absence of pregnancy within 24 hours prior to administration of treatment [see *Dosage and Administration (2.2)*].

Contraception

Advise females and males of reproductive potential to use effective contraception during treatment with HICON[®] and for at least six months after the last dose of HICON[®].

Infertility

Females

Fertility may be impaired with HICON[®] treatment. Transient amenorrhea and ovarian insufficiency have been observed after sodium iodide I 131 therapy in females. The literature describes reports of transient menstrual cycle irregularities, including amenorrhea, and ovarian failure in females treated with cumulative doses of 1,000 MBq to 59,000 MBq (27 mCi to 1,595 mCi) sodium iodide I 131. In a published literature analysis, the effects on fertility occurred in up to 30% of women treated with sodium iodide I 131, and may resolve 12 months after treatment.

Males

Fertility may be impaired with HICON[®] treatment. Discuss sperm banking for males who are expected to receive a high cumulative dose of sodium iodide I 131. Transient dose-related impairment of testicular function after sodium iodide I 131 therapy has been reported in the published literature. The literature describes reports of males treated with sodium iodide I 131 at doses of 370 MBq to 22,000 MBq (10 mCi to 595 mCi) resulting in transiently impaired testicular function (including spermatogenesis). The risk

of persistent testicular dysfunction increases after administration of repeated or high cumulative radioiodide exposure.

8.4 Pediatric Use

The safety and effectiveness of HICON[®] have not been established in pediatric patients. Pediatric patients are at an increased lifetime risk for malignancy from radiation exposure.

8.5 Geriatric Use

Clinical experience has not identified differences in safety or effectiveness in geriatric patients compared to younger patients. However, elderly patients are more likely to have decreased renal function and radiation exposure is greater in patients with impaired renal function [see *Use in Specific Populations (8.6)*, *Clinical Pharmacology (12.3)*].

8.6 Renal Impairment

HICON[®] is primarily excreted by the kidneys. Renal function impairment decreases excretion of sodium iodide I 131 and increases the radiation exposure and risk of radiation toxicity. For patients with a history of renal impairment, evaluate renal function for therapeutic planning and consider dosimetry. Sodium Iodide I 131 is dialyzable. Hemodialysis can be used to reduce total body radiation exposure [see *Clinical Pharmacology (12.3)*].

10 OVERDOSAGE

In case of exposure to a radioactive dose of sodium iodide I 131 exceeding the intended therapeutic dose, provide general supportive care, promote frequent voiding, monitor for bone marrow and thyroid suppression. Consider administering a thyroid blocking agent (e.g. potassium iodide (KI) or perchlorate) promptly within 4 to 6 hours after the exposure. Assess the benefit of administering a thyroid blocking agent against the risk of failure of sodium iodide I 131 therapy. Appropriate replacement therapy is recommended if hypothyroidism occurs.

11 DESCRIPTION

11.1 Chemical Characteristics

HICON[®], a radioactive therapeutic agent, provides a concentrated solution of sodium iodide I 131 with a radioconcentration of 37,000 MBq/mL (1,000 mCi/mL). Each mL of the concentrated solution contains 37,000 MBq (1,000 mCi) of no-carrier-added sodium iodide I 131, disodium edetate dihydrate USP as a stabilizer, sodium thiosulfate pentahydrate USP as a reducing agent, and dibasic sodium phosphate anhydrous USP. The pH of the concentrated solution is between 7.5 and 10.

The concentrated solution provided with HICON[®] is used for the preparation of sodium iodide I 131 capsules or sodium iodide I 131 solution of varying strengths for oral administration for therapy.

Sodium iodide I 131 solution is designated chemically as Na ¹³¹I and has a molecular weight of 153.99 g/mol. Hard gelatin capsules, provided for the preparation of the

sodium iodide I 131 capsules final dosage form, contain approximately 300 mg of dibasic sodium phosphate anhydrous USP as the absorbing buffer.

11.2 Physical Characteristics

Iodide I 131 decays by beta emission and associated gamma emission with a physical half-life of 8.02 days. The principal radiation emissions are listed in Table 5.

Table 5 Principal Radiation Emission Data from Decay of Sodium Iodide I 131

Radiation	Mean % per Disintegration	Mean Energy (keV)
Beta-1	2.1%	69.4
Beta-3	7.2%	96.6
Beta-4	89.4%	191.6
Gamma-7	6.1%	284.3
Gamma-14	81.2%	364.5
Gamma-18	7.1%	637.0

11.3 External Radiation

The specific gamma-ray constant for iodide I 131 is $4.26 \times 10^{-13} \text{ C}\cdot\text{m}^2\cdot\text{kg}^{-1}\cdot\text{MBq}^{-1}\cdot\text{s}^{-1}$ (2.2 R $\cdot\text{cm}^2/\text{mCi}\cdot\text{hr}$). The first half-value thickness of lead (Pb) for iodide I 131 is 0.27 cm. A range of values for the relative attenuation of the radiation emitted by iodide I 131 that results from interposition of various thicknesses of Pb is shown in Table 6. For example, the use of 2.59 cm of Pb will decrease the external radiation exposure by a factor of about 100.

Table 6 Radiation Attenuation of Iodine I 131 by Lead Shielding

Shield Thickness (Pb) cm	Coefficient of Attenuation
0.27	0.5
0.56	0.25
0.99	10^{-1}
2.59	10^{-2}
4.53	10^{-3}

To correct for physical decay of iodine I 131, the fractions that remain at selected intervals after the time of calibration are shown in Table 7.

Table 7 Physical Decay Chart: Iodine I-131 Half-Life 8.02 Days

Days	Fraction Remaining	Days	Fraction Remaining	Days	Fraction Remaining
------	--------------------	------	--------------------	------	--------------------

0*	1.000	11	0.388	22	0.151
1	0.918	12	0.356	23	0.138
2	0.842	13	0.327	24	0.127
3	0.773	14	0.300	25	0.116
4	0.709	15	0.275	26	0.107
5	0.651	16	0.253	27	0.098
6	0.597	17	0.232	28	0.090
7	0.548	18	0.213	29	0.083
8	0.503	19	0.195	30	0.076
9	0.461	20	0.179		
10	0.423	21	0.164		

* Calibration time

12 CLINICAL PHARMACOLOGY

12.1 Mechanism of Action

Iodide is actively transported by the sodium-iodide symporter (NIS) protein, in thyroid follicular cells. Iodide is concentrated in follicular cells to levels up to 50 times higher than in the plasma. Iodide is metabolically oxidized by thyroid peroxidase to iodinium (I^+) which in turn iodinates tyrosine residues of thyroglobulin (tri or tetra-iodinated tyrosine). The beta emission of I 131 is responsible for the therapeutic effect.

12.2 Pharmacodynamics

The relationship between the extent of iodide I 131 exposure and pharmacologic effects has not been explored in clinical trials.

12.3 Pharmacokinetics

Absorption

Following oral administration of HICON[®], 90% of the administered radioactivity of sodium iodide I 131 is systemically absorbed in the first 60 minutes.

Distribution

Following absorption, sodium iodide I 131 is distributed within the extra-cellular space. It is actively transported by the sodium-iodide symporter (NIS) protein, and binds to thyroglobulin resulting in accumulation in the thyroid. The thyroid uptake of iodide is usually increased in hyperthyroidism and in goiter, and is decreased in hypothyroidism. Sodium iodide I 131 also accumulates in the stomach, choroid plexus, salivary glands, breast, liver, gall bladder, and kidneys.

Elimination

Metabolism

In thyroidal follicular cells iodide is oxidized through the action of thyroid peroxidase to iodinium (I^+) which in turn iodinates tyrosine residues of thyroglobulin.

Excretion

Sodium iodide I 131 is excreted in urine and feces. The normal range of urinary excretion is 37% to 75% of the administered dose, varying with the thyroid and renal function of the patient. Fecal excretion is about 10%.

16 HOW SUPPLIED/STORAGE AND HANDLING

16.1 How Supplied

HICON[®] provides a concentrated solution of sodium iodide I 131 with a radioconcentration of 37,000 MBq/mL (1,000 mCi/mL). It is supplied in 1 mL clear vials that contain approximately 9,250 MBq (250 mCi), 18,500 MBq (500 mCi), and 37,000 MBq (1,000 mCi) at the time of calibration.

The concentrated solution is intended for use in the preparation of capsules and solutions of varying strengths for oral administration.

HICON[®]

NDC	Volume of Concentrated Solution	Total Radioactivity per Vial
65174-880-25	0.25 mL	9,250 MBq (250 mCi)
65174-880-50	0.50 mL	18,500 MBq (500 mCi)
65174-880-00	1 mL	37,000 MBq (1,000 mCi)

A minimum of one blister package of 10 empty large hard gelatin capsules and a minimum of one blister package of 10 small hard gelatin capsules containing approximately 300 mg of dibasic sodium phosphate anhydrous as the absorbing buffer are supplied along with HICON[®] for the preparation of sodium iodide I 131 capsules, therapeutic.

16.2 Storage and Handling

HICON[®] should be stored between 2 °C and 25 °C (36 °F and 77 °F). Store and dispose of HICON[®] in compliance with the appropriate regulations of the government agency authorized to license the use of this radionuclide. Use HICON[®] solution per the expiry date on the lead pot label. Use prepared capsules within 7 days of preparing.

Discard unused capsules after all HICON[®] solution has been dispensed or expired. New blister packages of hard gelatin capsules are provided with each new shipment of HICON[®].

This radiopharmaceutical is approved for use by persons under license by the Nuclear Regulatory Commission or the relevant regulatory authority of an Agreement State.

17 PATIENT COUNSELING INFORMATION

Radiation Safety Precautions

- Advise patients treated for hyperthyroidism to monitor for and seek medical care for signs and symptoms of thyrotoxicosis and thyroid storm arising during the post-treatment period. For mild radiation-induced thyroiditis, patients may be advised to consider symptomatic management with pain-relievers or anti-inflammatory medications [see *Warnings and Precautions (5.1)*].

- Advise patients to hydrate and void frequently and to use a sialagogue after administration of radioiodide to minimize radiation dose [*see Warnings and Precautions (5.2)*].
- Advise patients to avoid close contact with others, especially pregnant women and children, and to take care to avoid contamination of other persons or the environment with body fluids [*see Warnings and Precautions (5.7)*].

Embryo-Fetal Toxicity

- Advise female patients of the risk to a fetus [*see Warnings and Precautions (5.4), Use in Specific Populations (8.1)*].
- Advise females and males of reproductive potential to use effective contraception during treatment with HICON[®] and for at least 6 months after the last dose [*see Warnings and Precautions (5.4), Use in Specific Populations (8.3)*].
- Advise female patients to contact their healthcare provider with a known or suspected pregnancy.

Lactation

- Instruct women to stop breastfeeding and breast-pumping for the remainder of the postpartum period after and for at least 6 weeks prior to HICON[®] administration [*see Contraindications (4), Warnings and Precautions (5.5), Use in Specific Populations (8.2)*].

Effects on Fertility

- Advise females and males of reproductive potential of the potential for impaired fertility with HICON[®] treatment and possible use of sperm banking for males of reproductive potential [*see Warnings and Precautions (5.6), Use in Specific Populations (8.3)*].

Manufactured by:



Jubilant DraxImage Inc., dba Jubilant Radiopharma™
16 751 TransCanada Highway
Kirkland, Quebec H9H 4J4 Canada
1-888-633-5343
www.jubilantradiopharma.com

Revised: November 2021

Art Rev.: 2.1

50000000796

HICON[®] is a registered trademark of Jubilant DraxImage Inc.

Jubilant Radiopharma™ is a trademark used under license by Jubilant DraxImage Inc.

PRINCIPAL DISPLAY PANEL

HICON[®]
Sodium Iodide I 131
Solution, USP

1,000 mCi/mL

Lot 2270252-0

EXP 04/APR/2022

Jubilant DraxImage Inc.



511370

Lot: 2270252-2
Total Activity: 250 mCi
Volume: 0.25 mL
Radioactive Concentration: 37,000 MBq/mL (1,000 mCi/mL)
Calibration: 26/MAR/2022
Specific Activity: No carrier added
Expiry: 04/APR/2022

502880-2 **NDC 65174-880-25**
HICON®
Sodium Iodide I 131 Solution, USP
(For the preparation of Sodium Iodide I 131 Solution or Sodium Iodide I 131 Capsules)
Therapeutic, For Oral Use
Recommended Dose: See Prescribing Information
Store between: 2 °C and 25 °C (36 °F and 77 °F)



**CAUTION
RADIOACTIVE
MATERIAL**

511371

Manufactured by: **Rx Only**
Jubilant DraxImage Inc.
dba Jubilant Radiopharma™
Kirkland, Quebec H9H 4J4 Canada



Lot: 2270253-5
Total Activity: 500 mCi
Volume: 0.50 mL
Radioactive Concentration: 37,000 MBq/mL (1,000 mCi/mL)
Calibration: 26/MAR/2022
Specific Activity: No carrier added
Expiry: 04/APR/2022

502880-5 **NDC 65174-880-50**
HICON®
Sodium Iodide I 131 Solution, USP
(For the preparation of Sodium Iodide I 131 Solution or Sodium Iodide I 131 Capsules)
Therapeutic, For Oral Use
Recommended Dose: See Prescribing Information
Store between: 2 °C and 25 °C (36 °F and 77 °F)



**CAUTION
RADIOACTIVE
MATERIAL**

511371

Manufactured by: **Rx Only**
Jubilant DraxImage Inc.
dba Jubilant Radiopharma™
Kirkland, Quebec H9H 4J4 Canada



Lot: 2270252-0
Total Activity: 1,000 mCi
Volume: 1.00 mL
Radioactive Concentration: 37,000 MBq/mL (1,000 mCi/mL)
Calibration: 26/MAR/2022
Specific Activity: No carrier added
Expiry: 04/APR/2022

502880-0 **NDC 65174-880-00**
HICON®
 Sodium Iodide I 131 Solution, USP
 (For the preparation of Sodium Iodide I 131 Solution or Sodium Iodide I 131 Capsules)
Therapeutic, For Oral Use
Recommended Dose: See Prescribing Information
Store between: 2 °C and 25 °C (36 °F and 77 °F)



**CAUTION
 RADIOACTIVE
 MATERIAL**

511371

Manufactured by: Rx Only
 Jubilant DraxImage Inc.
 dba Jubilant Radiopharma™
 Kirkland, Quebec H9H 4J4 Canada

HICON

sodium iodide i 131 solution

Product Information

Product Type	HUMAN PRESCRIPTION DRUG	Item Code (Source)	NDC:65174-880
Route of Administration	ORAL		

Active Ingredient/Active Moiety

Ingredient Name	Basis of Strength	Strength
SODIUM IODIDE I-131 (UNII: 29VCO8ACHH) (IODIDE ION I-131 - UNII:4GC1FOQ22U)	IODIDE ION I-131	1000 mCi in 1 mL

Inactive Ingredients

Ingredient Name	Strength
Edetate Disodium (UNII: 7FLD91C86K)	
Sodium Thiosulfate (UNII: HX1032V43M)	
SODIUM PHOSPHATE, DIBASIC, ANHYDROUS (UNII: 22ADO53M6F)	

Packaging

#	Item Code	Package Description	Marketing Start Date	Marketing End Date
1	NDC:65174-880-25	1 in 1 KIT	04/07/2003	
1		.25 mL in 1 VIAL; Type 0: Not a Combination		

1		Product		
2	NDC:65174-880-50	1 in 1 KIT	04/07/2003	
2		.5 mL in 1 VIAL; Type 0: Not a Combination Product		
3	NDC:65174-880-00	1 in 1 KIT	04/07/2003	
3		1 mL in 1 VIAL; Type 0: Not a Combination Product		

Marketing Information

Marketing Category	Application Number or Monograph Citation	Marketing Start Date	Marketing End Date
NDA	NDA021305	04/07/2003	

Labeler - Jubilant DraxImage Inc., dba Jubilant Radiopharma (243604761)

Registrant - Jubilant DraxImage Inc., dba Jubilant Radiopharma (243604761)

Establishment

Name	Address	ID/FEI	Business Operations
Jubilant DraxImage Inc., dba Jubilant Radiopharma		243604761	MANUFACTURE(65174-880)

Revised: 5/2022

Jubilant DraxImage Inc., dba Jubilant Radiopharma