






2019 CALENDAR

SODIUM IODIDE I 131 CAPSULE USP

DIAGNOSTIC – ORAL

CONVERSION

µCi	MBq
100.0	3.70
55.0	2.03
30.0	1.11
16.5	0.61
9.0	0.33

				
Pink	Yellow	Orange	Grey	Green

MONTH	DAY	Activity	Activity	Activity	Activity	Activity
JANUARY	2	16.5	30.0	55.0	100.0	9.0
	9	9.0	16.5	30.0	55.0	100.0
	16	100.0	9.0	16.5	30.0	55.0
	23	55.0	100.0	9.0	16.5	30.0
	30	30.0	55.0	100.0	9.0	16.5
FEBRUARY	6	16.5	30.0	55.0	100.0	9.0
	13	9.0	16.5	30.0	55.0	100.0
	20	100.0	9.0	16.5	30.0	55.0
	27	55.0	100.0	9.0	16.5	30.0
MARCH	6	30.0	55.0	100.0	9.0	16.5
	13	16.5	30.0	55.0	100.0	9.0
	20	9.0	16.5	30.0	55.0	100.0
	27	100.0	9.0	16.5	30.0	55.0
APRIL	3	55.0	100.0	9.0	16.5	30.0
	10	30.0	55.0	100.0	9.0	16.5
	17	16.5	30.0	55.0	100.0	9.0
	24	9.0	16.5	30.0	55.0	100.0
MAY	1	100.0	9.0	16.5	30.0	55.0
	8	55.0	100.0	9.0	16.5	30.0
	15	30.0	55.0	100.0	9.0	16.5
	22	16.5	30.0	55.0	100.0	9.0
	29	9.0	16.5	30.0	55.0	100.0
JUNE	5	100.0	9.0	16.5	30.0	55.0
	12	55.0	100.0	9.0	16.5	30.0
	19	30.0	55.0	100.0	9.0	16.5
	26	16.5	30.0	55.0	100.0	9.0
JULY	3	9.0	16.5	30.0	55.0	100.0
	10	100.0	9.0	16.5	30.0	55.0
	17	55.0	100.0	9.0	16.5	30.0
	24	30.0	55.0	100.0	9.0	16.5
	31	16.5	30.0	55.0	100.0	9.0
AUGUST	7	9.0	16.5	30.0	55.0	100.0
	14	100.0	9.0	16.5	30.0	55.0
	21	55.0	100.0	9.0	16.5	30.0
	28	30.0	55.0	100.0	9.0	16.5
SEPTEMBER	4	16.5	30.0	55.0	100.0	9.0
	11	9.0	16.5	30.0	55.0	100.0
	18	100.0	9.0	16.5	30.0	55.0
	25	55.0	100.0	9.0	16.5	30.0
OCTOBER	2	30.0	55.0	100.0	9.0	16.5
	9	16.5	30.0	55.0	100.0	9.0
	16	9.0	16.5	30.0	55.0	100.0
	23	100.0	9.0	16.5	30.0	55.0
	30	55.0	100.0	9.0	16.5	30.0
NOVEMBER	6	30.0	55.0	100.0	9.0	16.5
	13	16.5	30.0	55.0	100.0	9.0
	20	9.0	16.5	30.0	55.0	100.0
	27	100.0	9.0	16.5	30.0	55.0
DECEMBER	4	55.0	100.0	9.0	16.5	30.0
	11	30.0	55.0	100.0	9.0	16.5
	18	16.5	30.0	55.0	100.0	9.0
	25	9.0	16.5	30.0	55.0	100.0

Manufactured by:



Jubilant DraxImage Inc.
16751 TransCanada Hwy.
Kirkland, QC Canada H9H 4J4
www.draximage.com

5000000100

See instructions on reverse

Instructions on how to use the Jubilant DraxImage Inc. color coded-calendar

Sodium Iodide I 131 Capsule USP, Diagnostic – Oral is manufactured in five different colors (pink, yellow, orange, grey and green). Each color represents a calibration date which is set on each Wednesday. The color of the capsule changes every week according to the pre-established color-coded calendar.

The calendar is a tool for nuclear medicine professionals. It provides information on the amount of radioactivity contained in Sodium Iodide I 131 Capsule USP, Diagnostic – Oral for diagnostic use, in the days and weeks before and after the calibration date.

To use the color-coded calendar, follow the steps shown below:

Note that:

- The calibration date of Sodium Iodide I 131 Capsule USP, Diagnostic – Oral is a Wednesday.
 - The residual activity shown on the calendar is also provided for a Wednesday. To obtain the residual amount of radioactivity on a day other than a Wednesday, the “Daily Activity Table” must be consulted.
- 1 – Consult the calibration date on the product label.
 - 2 – Note the color of the capsule on the product label.
 - 3 – At time of calibration, the capsule contains 100.0 microcuries (3.70 megabecquerels).
 - 4 – This activity can be found on the calendar in the column bearing the color of the capsule.

Weekly Activity Table		At date of calibration	Activity in μCi			
MONTH	DAY	Activity	Activity	Activity	Activity	Activity
MAY	1	100.0	9.0	16.5	30.0	55.0
	8	55.0	100.0	9.0	16.5	30.0
	15	30.0	55.0	100.0	9.0	16.5
	22	16.5	30.0	55.0	100.0	9.0
	29	9.0	16.5	30.0	55.0	100.0

Example: on Wednesday, May 1, the pink capsule contains 100.0 μCi (3.70 MBq). On Wednesday of the following week, i.e. May 8, the activity of the same capsule will have decreased to 55.0 μCi (2.03 MBq). This weekly adjustment in radioactivity constant continues for four weeks or until the capsules contain 9.0 μCi (0.33 MBq) at which point a new lot of pink capsules becomes available at 100.0 μCi (3.70 MBq) per capsule.

DAILY ACTIVITY TABLE (in μCi)

THU.	FRI.	MON.	TUE.	WED.*	THU.	FRI.	MON.	TUE.	WED.
167.8	153.9	118.8	109.0	100.0	91.7	84.2	65.0	59.6	54.7
92.3	84.6	65.3	60.0	55.0	50.4	46.3	35.7	32.8	30.1
50.3	46.2	35.6	32.7	30.0	27.5	25.5	19.5	17.9	16.4
27.7	25.4	19.6	18.0	16.5	15.1	13.9	10.7	9.8	9.0
15.1	13.8	10.7	9.8	9.0	8.3	7.6	5.8	5.4	4.9

*DIAGNOSTIC CAPSULES, SHIPPED DAILY, ASSAYED FOR WEDNESDAY.

The daily activity table shows the activity of the capsule for the four working days preceding and the five working days following the Wednesday calibration date. For example, a capsule assayed at 100.0 μCi (3.70 MBq) as of Wednesday, May 1, would have an activity of 118.8 μCi (4.39 MBq) on the preceding Monday and of 84.2 μCi (3.12 MBq) on the following Friday and so on. Similarly, any capsule containing 30.0 μCi (1.11 MBq) on a particular Wednesday will contain 35.6 μCi (1.32 MBq) on the preceding Monday or 25.5 μCi (0.93 MBq) on the following Friday.

DAILY ACTIVITY TABLE (in MBq)

THU.	FRI.	MON.	TUE.	WED.*	THU.	FRI.	MON.	TUE.	WED.
6.20	5.69	4.39	4.03	3.70	3.40	3.12	2.41	2.21	2.02
3.40	3.12	2.41	2.21	2.03	1.86	1.71	1.32	1.21	1.11
1.86	1.71	1.32	1.21	1.11	1.02	0.93	0.72	0.66	0.61
1.02	0.93	0.72	0.66	0.61	0.56	0.51	0.40	0.36	0.33
0.56	0.51	0.40	0.36	0.33	0.31	0.28	0.22	0.20	0.18

*DIAGNOSTIC CAPSULES, SHIPPED DAILY, ASSAYED FOR WEDNESDAY.

Manufactured by:



Jubilant DraxImage Inc.
16751 TransCanada Hwy.
Kirkland, QC Canada H9H 4J4
www.draximage.com